

SUNDAY KIDS' ACTIVITIES



ST JUDE'S CHURCH

Hi! Welcome to our new way of doing services during Corona times. 😊


We've designed a small activity booklet for kids to do during the live streaming sermon time or as an extra thing to do later on. We hope this helps kids join in and focus in a meaningful way. You can also check out our St Jude's Kids Youtube channel for the latest kidschurch online lesson on our passage today. You'll find the link on our website stjudes.org.au

You might not be able to print things off at home, so if that's you, some of the pages you'll be able to do in a notebook, blank paper or as a word doc.

Things you'll need this week:

- Printed handouts (choose which pages) OR blank notebook with screen to look at OR device.
- Play dough &/or flour & salt to make it.
- Pens, coloured pencils, textas, blank A4 paper or poster paper
- A bible

WATCH




Check out this video about THE BIG FAMILY BUILD:

<https://www.zenosmedia.com/thebigfamilybuild/>

Did you like LEGO MASTERS? Now it's your turn! There's a building competition and the theme is the Gospels! Why not make the scene from our passage today or another story we've looked at this year? Some ideas below. Once you've made your LEGO scene, why not enter it in the competition?!

LEGO MASTERS CHALLENGE



Here's a few ideas:

- Jesus feeding the 5000
- Jesus walking on water
- Jesus healing the lame man
- Jesus healing the blind man
- Jesus coming into Jerusalem on a donkey

What other ideas do you have?

Send us a photo of your creations! 😊

*NOTE: If you don't have LEGO, make a scene using other toys or make an artwork from collage materials or water colours or pastels or pencils. Take a photo and post it on your facebook group 😊

PLAY



After Jesus feeds the 5000, he says, "I am the bread of life". He gives eternal life to all who trust in him!

Make some playdough and recreate the story of Jesus feeding all the people (John 6) and think about how he feeds us with his words of life!

Playdough recipe:

<https://www.youtube.com/watch?v=oAlAm6BF0fs> (watch from 40seconds following)

What you need:

- 1 Cup flour
- ½ cup salt
- ½ cup water
- Food colouring

Instructions:

1. Mix all ingredients in a bowl. If it's too dry, add a little more water. If it's too wet, add a little more flour.
2. Once combined, you can choose to add food colouring now or separate the dough and add different colours to each part. (Wash your hands between each colour). Knead the dough to spread the colour evenly throughout the dough.
3. Play!

COOK




Another bread-related idea for today!

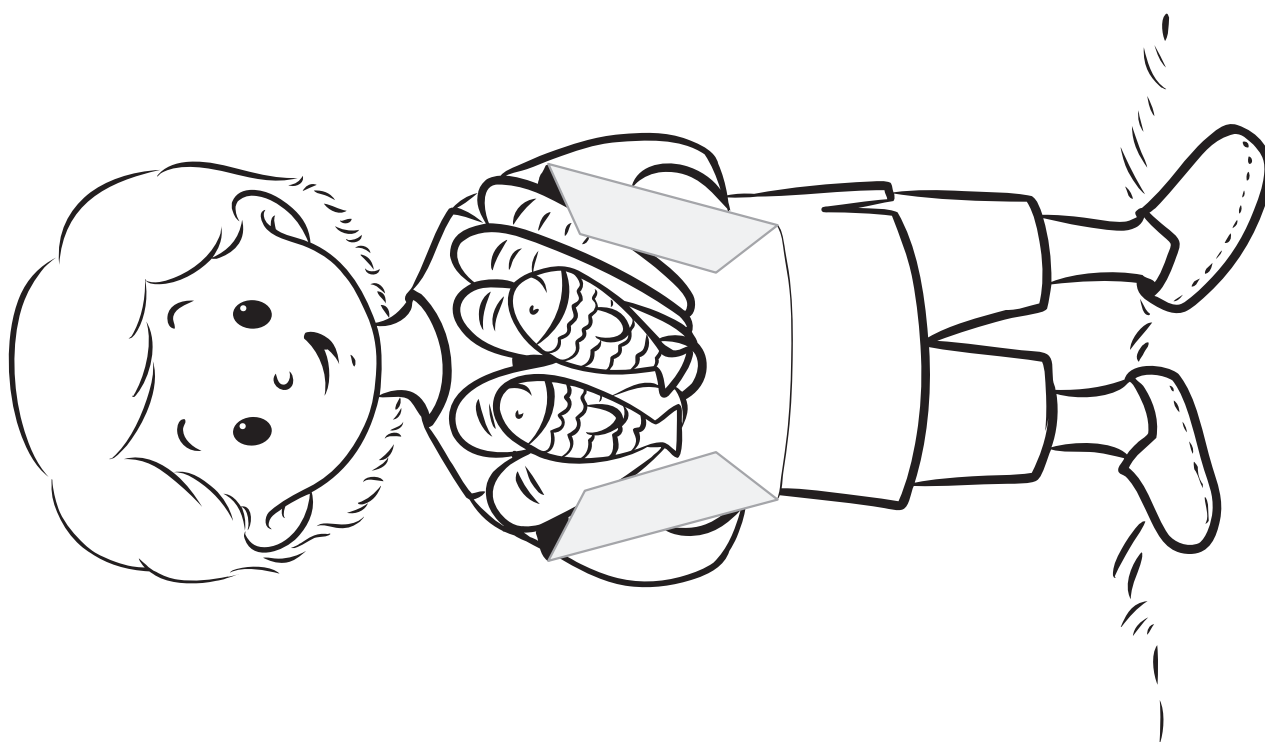
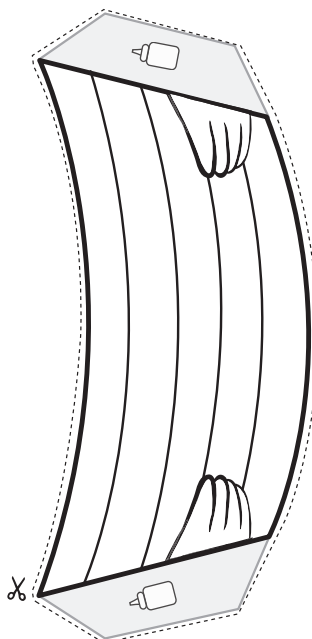
Make some fairy bread for your morning tea. All you need is a loaf of bread, margarine or butter and the very important ingredient – SPRINKLES!

Get the kids to make it after church and then have a chat about Jesus being the bread of life! Finish with a family prayer time.

MAKE IT



Watch this for instructions:
https://www.youtube.com/watch?v=svevnniWmRc&feature=emb_logo



DRAW IT

Draw a picture of God feeding his people in the desert with manna (bread from heaven).

Draw a picture of Jesus feeding the 5000, & teaching them saying, 'I am the bread of life'.

"Man shall not
live on BREAD ALONE, but by

EVERY
WORD



that proceeds out of the mouth of GOD."
Matthew 4:4

© marydeandraws.com